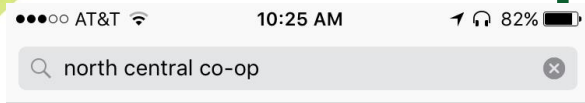
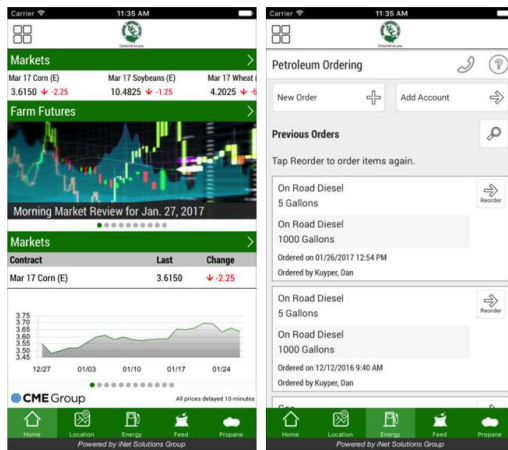


NCC app can be found by searching North Central Co-op



North Central Co-Op
iNet Solutions Group

OPEN

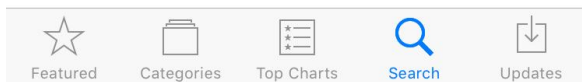


Google Play - Android

App Store - iPhones



Centered on you.



NCC App tutorial

Click ?

Enter Your Account

The first step to using Petroleum Ordering is to Enter your Account Number and Account Name. If you don't know your Account Number tap the phone number to call our office.

Petroleum Ordering

Please enter your fuel account number as listed on a previous invoice.

Account Name

East Farm

Account #

123456

Enter

Continue

If you don't know your account number, please call our office at 1-800-720-0550.

Create Order

After entering in your account information, you will view a screen with the options to either create a New Order, Add Account or view Previous Orders. To start a new order, tap the New Order button.

Petroleum Ordering

New Order

Add Account

Previous Orders

Tap Reorder to order items again.

Enter Order Information

For your order, enter your Product, Delivery Location, Tank Location, Quantity (in gallons), Driver, and any notes about your order. Then tap the Add Item or Cancel button.

Petroleum Ordering

Product

Off Road Diesel

Delivery Location

East Farm

Tank Location

Shop Reserve (300 Gal)

Quantity (Gallons)

250

Driver

Baker, Eric

Notes

Enter any specific notes for the order

Add Item

Cancel



NCC app tutorial

